
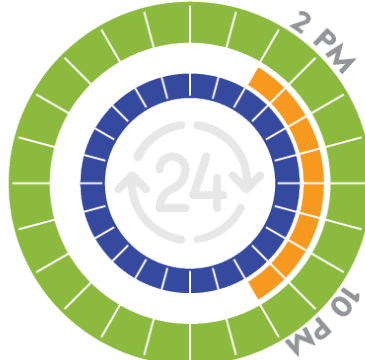
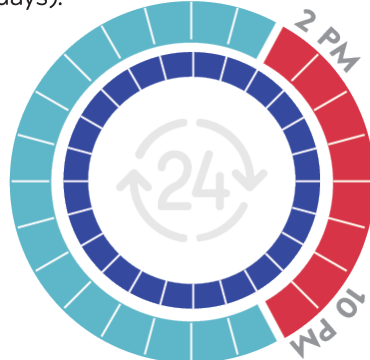



# 2020 RESIDENTIAL RATES

STANDARD RESIDENTIAL (R1)		SMART CHOICE (RD1)		TIME OF DAY (RTD1)		PEAK TIME OF DAY (RDP1)	
This is the default rate for residential members. Includes energy (kWh) and anytime demand (kW) charge with no time of day restrictions.		The Smart Choice rate is beneficial to members who use a lot of energy (kWh) and can shift their demand (kW) away from on-peak hours of 2-10 pm.		The Time of Day rate offers a reduced off-peak energy charge to shift energy away from on-peak hours. Includes anytime demand (kW) charge.		The Peak Time of Day rate increases the off-peak savings by charging demand only for usage during on-peak periods of 2-10 p.m.	
Energy (per kWh)	\$0.0995	Energy (per kWh)	\$0.0430	On-Peak Energy (per kWh)	\$0.1540	On-Peak Energy (per kWh)	\$0.1432
Demand (per kW) <i>Highest anytime demand</i>	\$1.50	Grid Access Demand (per kW) <i>Highest anytime demand</i>	\$3.44	Off-Peak Energy (per kWh)	\$0.0525	Off-Peak Energy (per kWh)	\$0.0552
	--	On-Peak Demand (per kW) <i>Highest demand during peak hours (2-10 p.m.)</i>	\$6.81	Demand (per kW) <i>Highest anytime demand</i>	\$1.50		--
Fixed Charge	\$19.00	Fixed Charge	\$19.00		--	On-Peak Demand (per kW) <i>Highest demand during peak hours (2-10 p.m.)</i>	\$2.00
				Fixed Charge	\$19.00	Fixed Charge	\$19.00
Standard Residential Hours		Smart Choice Hours		Time of Day Hours		Peak Time of Day Hours	
<p><b>ENERGY</b> Flat energy rate 24 hours per day.</p> <p><b>DEMAND</b> Highest 15-minute interval reached ANYTIME of day. Billed at the single highest interval over the billing cycle.</p>		<p><b>ENERGY</b> Flat energy rate 24 hours per day.</p> <p><b>GRID ACCESS DEMAND</b> Highest 15-minute interval reached ANYTIME of day. Billed at the single highest interval over the billing cycle.</p> <p><b>ON-PEAK DEMAND</b> Highest 15-minute interval during on-peak hours of 2-10 p.m. Sundays and major holidays* are considered off-peak demand periods.</p>		<p><b>ON-PEAK ENERGY</b> 2 p.m. - 10 p.m., Monday - Saturday</p> <p><b>OFF-PEAK ENERGY</b> 10 p.m. - 2 p.m., Monday - Saturday, All day Sunday and major holidays.*</p> <p><b>DEMAND</b> Demand does NOT take a day off. Demand billed at highest 15-minute interval ANYTIME during the day and can occur during on-peak or off-peak periods on any day of the week (including holidays).</p>		<p><b>ON-PEAK ENERGY</b> 2 p.m. - 10 p.m., Monday - Saturday</p> <p><b>OFF-PEAK ENERGY</b> 10 p.m. - 2 p.m., Monday - Saturday, All day Sunday and major holidays.*</p> <p><b>ON-PEAK DEMAND</b> Highest 15-minute interval during on-peak hours of 2-10 p.m. Sundays and major holidays* are considered off-peak demand periods.</p>	
							

\*Off-peak major holidays: New Year's Day, Memorial Day, Independence Day, Labor Day, Thanksgiving Day, Christmas Day